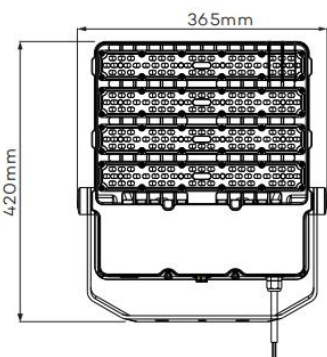


200W



Dimension



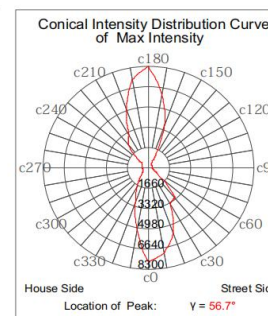
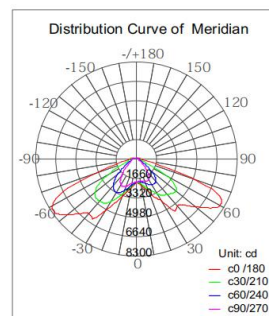
Features

- * Two models could be combined into one
- * High efficiency, up to 120lm/W
- * Beam angle 60° /90° /80x140° for option
- * Integrated AL heat sink , flat honeycomb-shaped design.
- * Warranty: 3-5 Years Warranty
- * IP66

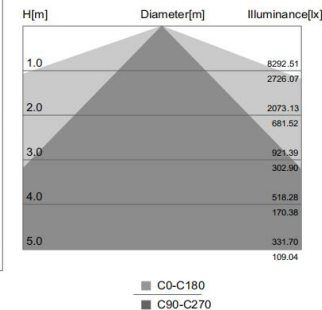
Specification

A: Technical Parameter	
Item No.	FL-FDLS1-200W1
Lamp Size	365x420x60mm
Voltage	AC100-277V 50/60HZ
Power	200W
LED Type	Philips Lumileds 3030
LED Quantity	192pcs
Luminous Flux	24000LM ±5%
	WW: 2800-3500K
Color Temp. (CCT)	NW: 3800-4500K
	CW: 5500-6500K
Beam Angle	30° /60° /90° / 80°140°
CRI	Ra>80
LED Luminous Efficiency	120lm/W
PF	>0.95
Total Harmonic Distortion (THD)	≤15%
IP Rating	IP66
B: Mechanical Parameter	
Housing processing	Die-casting
Material	ADC12
C: Environmental	
Temperature Range Operating	-40° C ~ 50° C
Humidity Range Operating	10% ~ 90%
Temperature Range Storage	-40° C ~ 70° C
Humidity Rnage Storage	10% ~ 90%

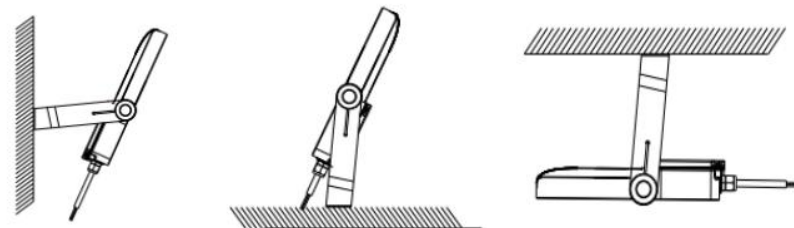
Luminous Intensity Distribution



Illumination Cone Curve



Installation



Application

- 1)Billboard , 2)Road , 3)Tunnel , 4)Bridge and culvert , 5)Square , 6)Building

Packing

Type Carton	Carton Size	Quantity	G.W
Inner Box	436x68x371mm	1Pcs	6.4KG
Master Carton	452x387x288mm	4Pcs	26.3kg